



48 x 48 Firepit Top Assembly




The top of the firepit is made up of 8 pieces of 48" track/Stud. There are 2 sets of each of tracking.



Please note that 2 of the tracks have a pass-through hole and 2 tracks that have a swag (impression) in the center.



Push the stud with the swag threw through the track with the holes punched in them. Align the dimples and place a screw in the joint.



Do this for both holes and both swages to for a #



Please that the remaining 4 frames pieces are paired with different ends.



The top 2 pieces will slide onto the # on opposite sides. Once they are snapped into place you can slide the left over studs onto the opposite sides of the #.

The squared off ends slide into the ends that have been cut.



You finished top will look like the Following image

